

The Discovery of  
**Implant Acupuncture**

---

The summary of discovery and experiences with an entirely new treatment method of ear acupuncture, including a brief overview on clinical study results up to April of 2003

an essay written by Dr.med. Ulrich Werth

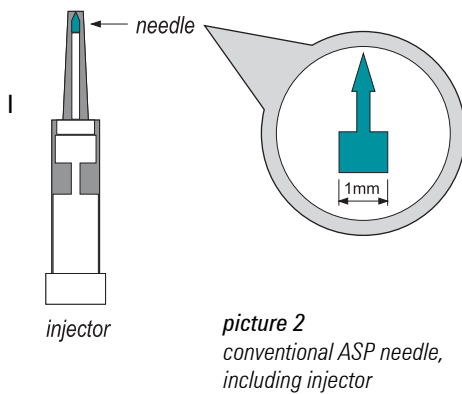
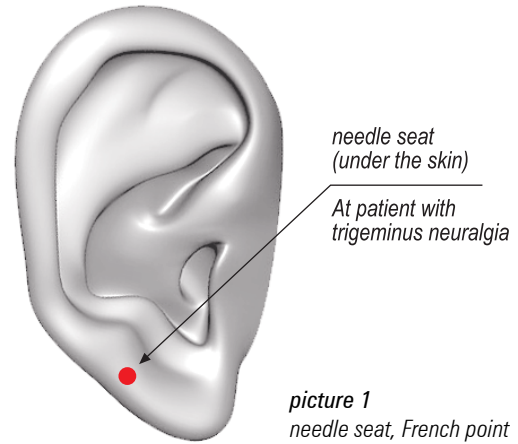
(c) Dr.U.Werth 2003

## 1. The Discovery

One day in 1998, a woman with *trigeminus neuralgia* came to see me in our practice. For seven years she had been suffering from this disease and it was a very severe pain. I searched for the ear point of the nerve trigeminus (*French point, see pic1*) and pressed the permanent needle (*the ASP-needle, see pic 2*) stronger than normally under the skin.

The treatment seemed to help amazingly well, and the woman did not come back to the practice for three weeks. When she finally came back to see me, there seemed to be an amazing permanent healing effect.

I examined her ear and noticed the little permanent needle under the skin of the *trigeminus point*. The woman had not noticed that. She was pain-free. The little needle was covered with skin and she could not feel the ingrown needle. There were no side effects. There was no danger of an inflammation because the skin over the little permanent needle was closed.



### A new Chance exposed

This „*implant*“ was somehow comparable to a patient of mine treated several years ago. He had a little splinter in his earlobe which was ingrown since world war II, 50 years ago. It had not moved from its place in the body at all. So there was obviously no risk of movement.

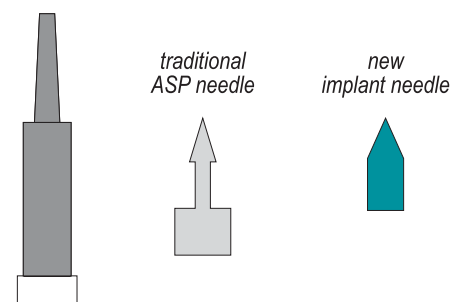
At this time, I could not realize the entirely new method of treatment yet. I removed the needle. But after I did so, the woman’s pain was as strong as before the treatment. The problem was that at that time we were not able to put the 1xl mm needle head underneath the skin, and with normal treatment an improvement was only possible after about 30 acupuncture sessions.

### First thoughts of improvement

Reflecting about this discovery, we realized that there was a need of an **entirely different acupuncture needle system** which would fit better to our specific needs, including lower risks (no inflammation), even better treatment success and with no pain at the ear.

In the next month after this discovery we discussed about a new permanent needle without a head, which also had to be made of a **different material**. That would make it possible to implant the needle below the human skin forever without complications in order to treat chronic diseases. This idea also included the need of a different device to implant the needle under the skin more easily and more accurate (*see pic 3*).

The piston in the tube had to be longer. But the breakthrough could only be successful if the implant needle had a long-lasting or permanent effect.

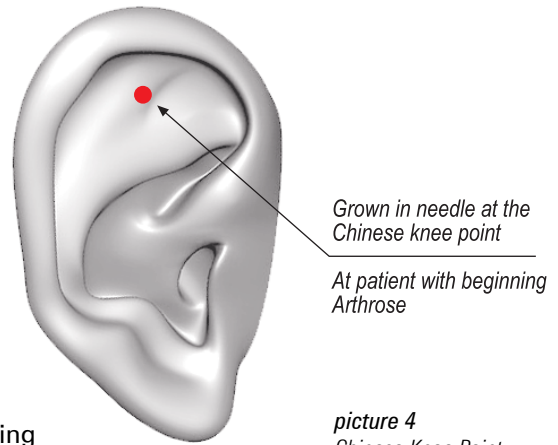


picture 3  
new implant needle  
- new shape for implantation  
- longer plunger of the injector  
- other material

## 2. First further examination

It was necessary now to prove the long-lasting or permanent effect before a company was able to produce new needles. Until then we had to use the old *ASP-needles* with the head. For these, we used a dental instrument for pressing the needles under the skin, which sometimes was quite painful for the study candidates.

At the end of the year 2000, a patient with knee pain as a result of *knee arthritis* entered our practice on two crutches. I put the *ASP-needles* at the active Chinese knee point (see pic 4) under the skin of the external ear. After two days the skin was closed and he had no pain at the ears. After three weeks he came back to our practice without any crutches.



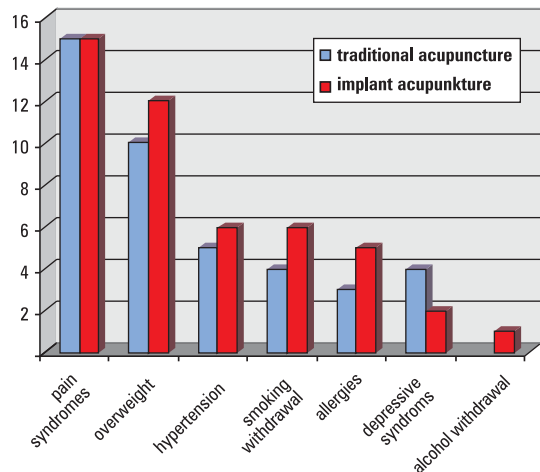
### Our first internal study

At this point, we decided to carry out a long-term medical study with more patients in order to prove the long-lasting effects using the new acupuncture method. We cross-tested on 90 patients using different methods of treatment:

**40 patients were treated with regular acupuncture and with the standard use of ASP-needles**  
**50 patients with the new implant treatment.**

The testing candidates were selected randomly. They were suffering mainly from pain, e.g. *joint problems*, were *overweight*, had *high blood pressure*, wanted to *stop smoking or drinking*, or they had an *allergy or a depression* (see pic 5). Both groups were similar.

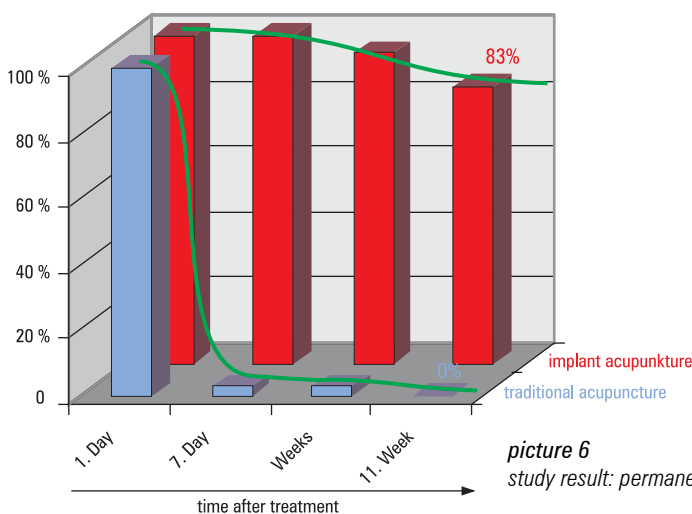
After the treatment we interviewed and checked the patients after different times asking the most subjective questions first: „Do you feel better or not?“



picture 5  
Composition of patient population, syndroms

### Positive study results

One can read the answers in pic 6. The green trend line analyzes the **permanent effects**. After 11 weeks, all patients with implant needles had a better condition or were pain-free, or the symptoms had changed for the better. 15% of the patients had lost needles because these needles were too big. The patients with the standard use of *ASP-needles* had a permanent effect in only one case.



picture 6  
study result: permanent effect

**After two years**, we re-asked the 15 patients suffering from *pain syndroms* about the effect of the treatment again. Only one of them had troubles again and needed an artificial knee joint. The other 14 patients were **still pain-free**.

This finally was the first long-term proof of the permanent effect with patients who were treated with only one session of implant acupuncture. It clearly shows the advantage over the previous method of acupuncture (*this first study was published at the 9th World Congress in Berlin in 2001*).

### 3. The new Implant Needles

At the same time we were working on studies to prove and further examine the new implant acupuncture method, we were in need to find a medical manufacturer who was able to produce acupuncture needles and according injectors for our specific needs. Because of this, all further development of the needles, their material, shape, size and of course the development of the injector, was accomplished in corporation with the *LAMETEC* company of Germany.



*CAD-Construction of the new titanium needles, Dec. 2000*

#### new needles were shipped for study cases

In June of 2001, the first dedicated implant needles made of **titanium**, were available for our study purposes. After long-term tests, medical *titanium* was finally chosen as needle material because of its perfect fitting properties when implanted into the human body permanently.

So, all further studies were done using first prototypes of the new implant acupuncture needles, which now becomes known and patented as *LAMETEC Implax*.

### 4. Parkinson study No.1, internal

Six weeks before the 9th World Congress started, a patient suffering from *Parkinson's disease* came into our practice. He asked to treat him by implant acupuncture. I searched the points for *subst nigra* and the other disturbed brain regions and put the needles under the skin. At first, the patient did not notice any effect at all. But after three weeks his mobility improved in such a way that he was able to even reduce medication. After that discovery, we have treated another *Parkinson's disease* study candidate using this method. The same positive effect was reached.

This observation was reported to the *9th World Congress*. Now it became necessary to gather more precise scientific facts and data about the new possibility to treat *Parkinson's disease*.

#### analyzing on Parkinson's disease

The *Parkinson's disease* seemed to be a well-fitting and hard enough investigation object for our purposes because it is a very complex disease, surrounded by a variety of different indications.

In **September 2001**, we treated **28 patients** suffering from *Parkinson's disease* using the new implant acupuncture method with the newly developed titanium needles. At the end of October, we asked the candidates about their state of health:

1. Was it possible to reduce the medication?
2. Has the mobility improved?
3. How is the general mood?
4. Has the shaking decreased?
5. Is there less constipation now?
6. Has the quality of life improved?

The results were very encouraging: 27 patients (**97%**) reported about a **better quality of life**. More than half felt better after six weeks already. This lead us to the decision of starting the first "official" study.

#### deciding the next steps

The previous study results were published to the *Congress of Experts of the European Academy of Acupuncture* on October 17th, 2001. At this point in time, we started to do first official publishing and German scientific media became interested in the issue. Because of the positive study results so far, it was urgent to support the method by a official external study in order to deliver even more precise scientific data controlled by external officials.

## 5. Parkinson treatment study No.2, external

After the positive results of our own internal Parkinson study, we decided to take the next step and go into another study with German officials involved.

Mrs. Prof. Alexandra Henneberg, director of the biggest German Parkinson clinic in Bad Nauheim, showed great interest in the new method and was ready to supervise this study.

### preparation and methods used

For testing purposes before starting the actual study, 5 externally chosen Parkinson patients were treated using implant acupuncture. After six weeks, four of them felt better. This was proved by testing the candidates using **UPdRS** (the internationally recognized standard test on Parkinson symptoms). As those results were positive, we entered the actual scientific study on 20 *Parkinson's disease* patients.

In **January 2002**, 20 Parkinson patients were tested using the *UPdRS* test **before** any treatment was applied. The study candidates were chosen by Prof.Henneberg's scientific staff. After the first examination using *UPdRS*, the candidates were treated using implant acupuncture.

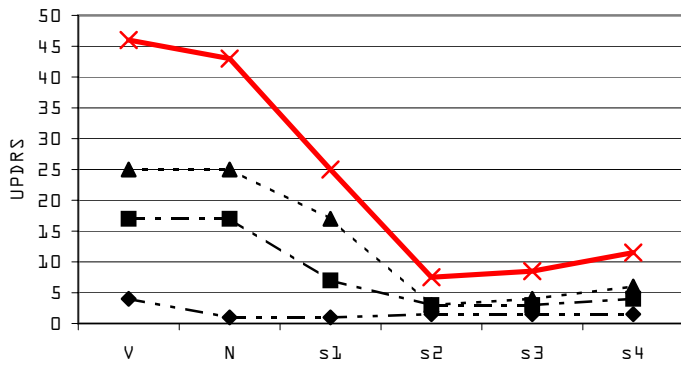
### study results

After the treatment, all candidates were tested and examined for one hour, and after that every two weeks (*results see diagrams pages 6-8*).

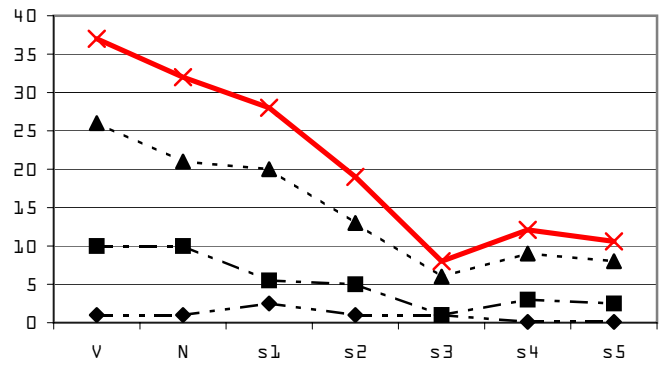
In the diagrams shown below, one can see that the curves slowly decrease in waves; the *UPdRS*-value (x - axis) is a measure of Parkinson symptoms. 16 out of 20 curves decreased in the first 12 weeks of the observation time. This means that **80%** of the 20 patients had won a **better quality of life**, a better condition. This result also shows that implant acupuncture can be a very successful method in treating *Parkinson's disease*.

**One year later**, in January 2002, Prof. Henneberg's staff examined some candidates again and was able to proof that a permanent healing effect was achieved.

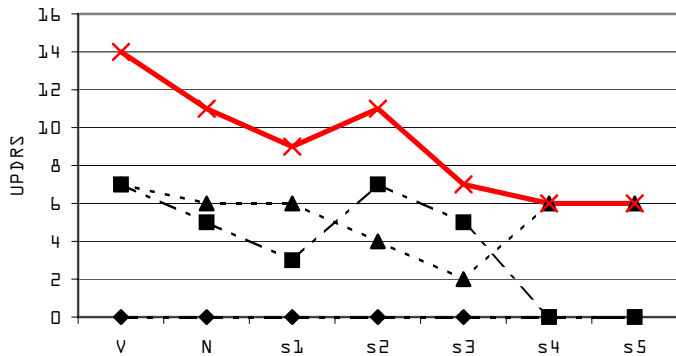
candi date No. 01



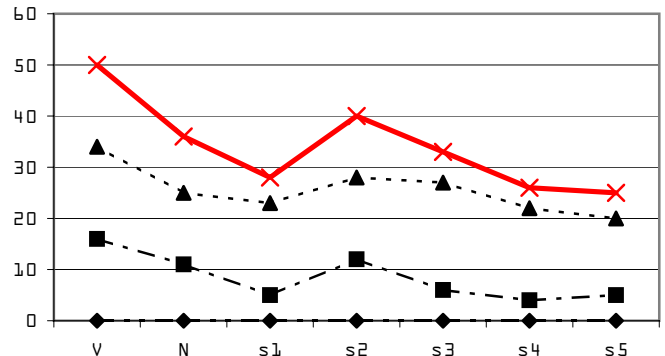
candi date No. 02



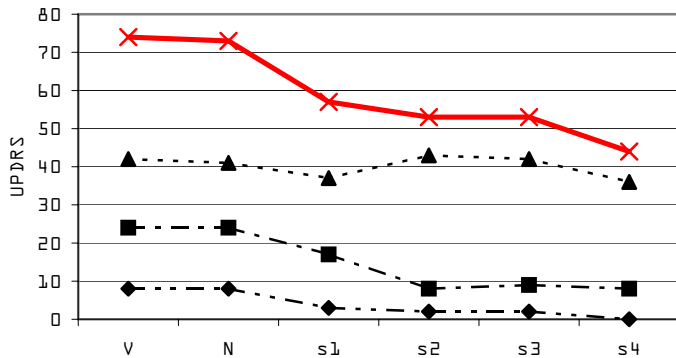
candi date No. 03



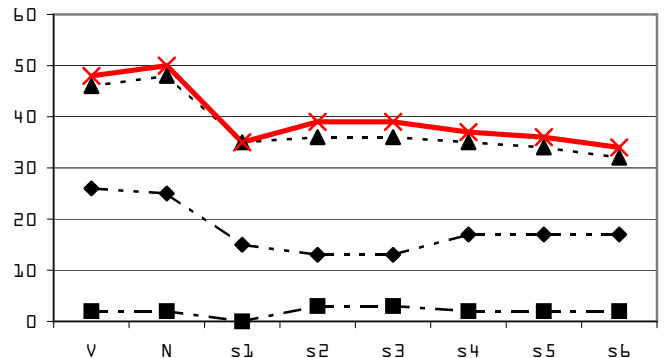
candi date No. 04



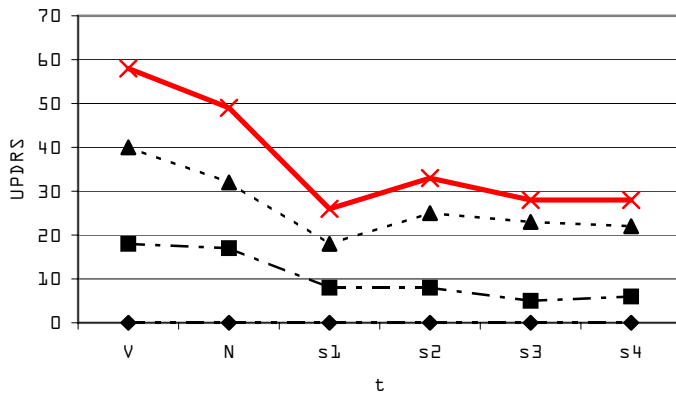
candi date No. 05



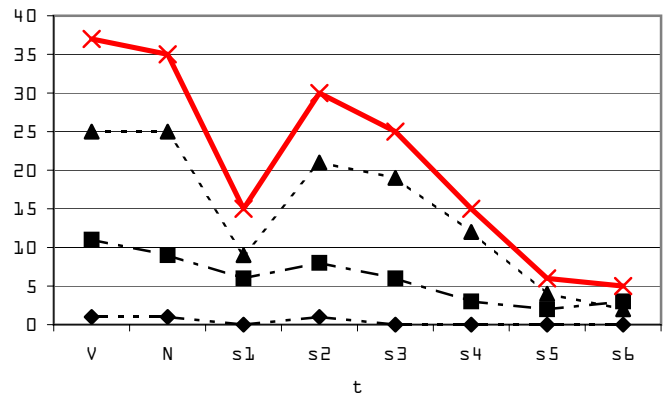
candi date No. 06



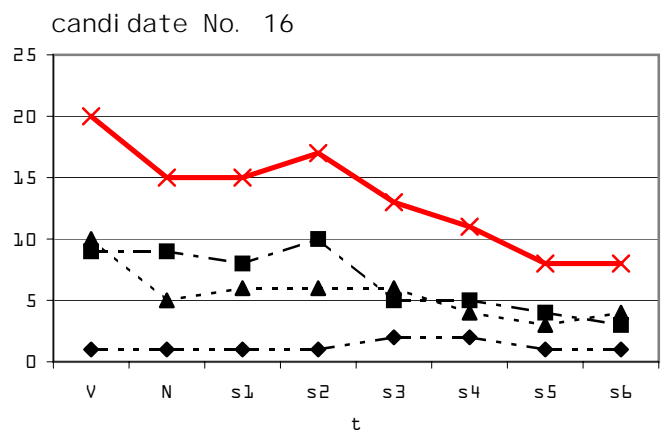
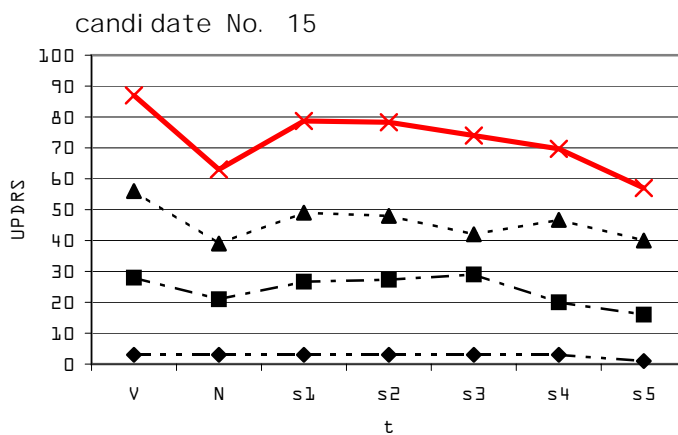
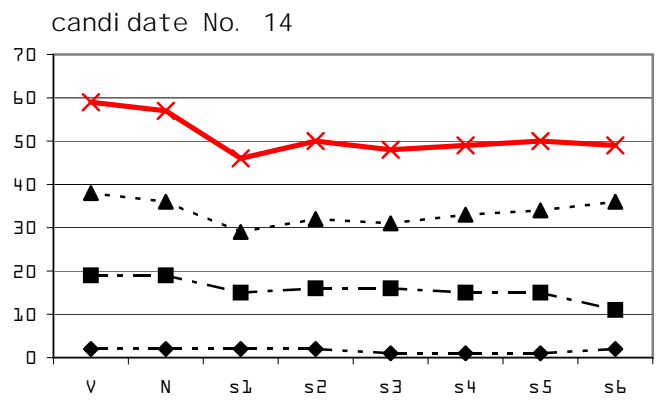
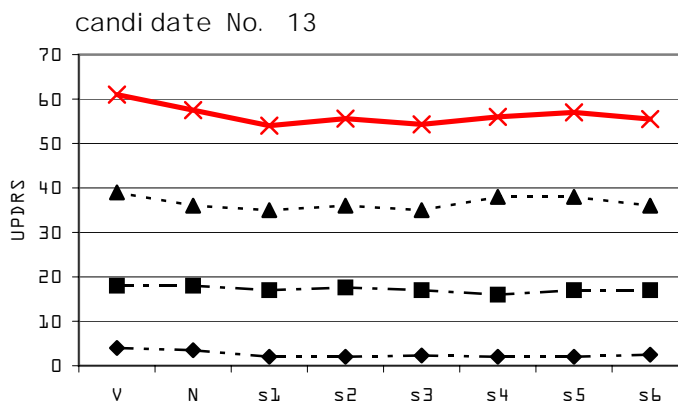
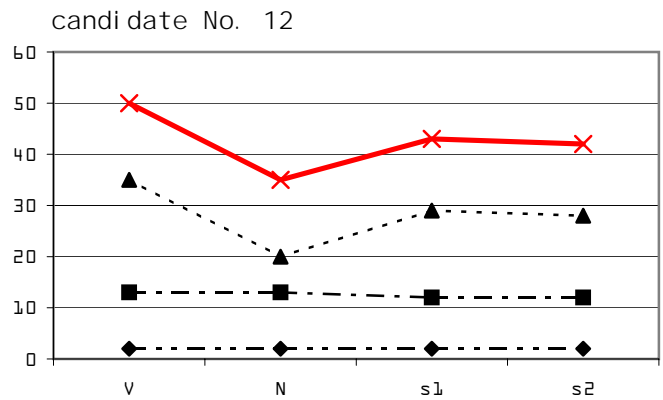
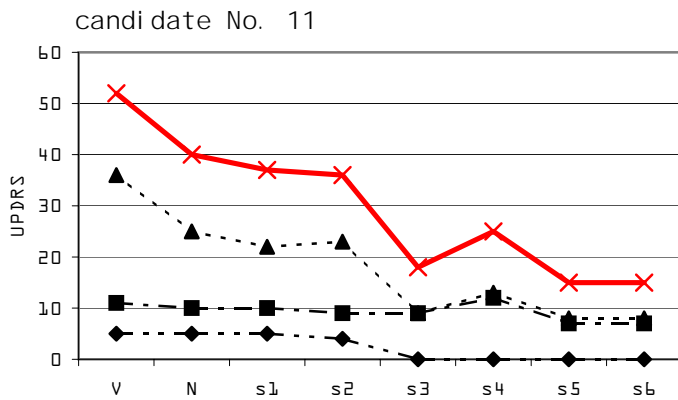
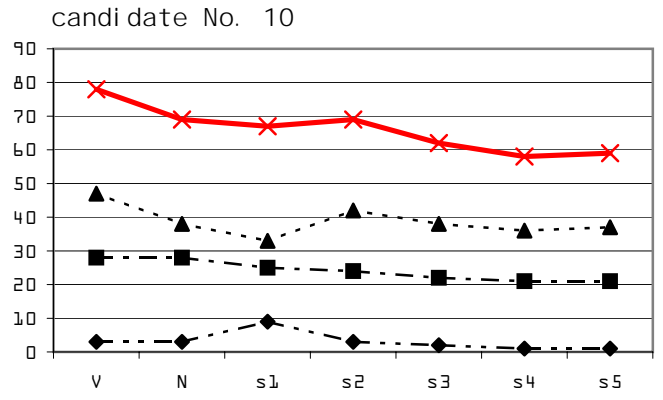
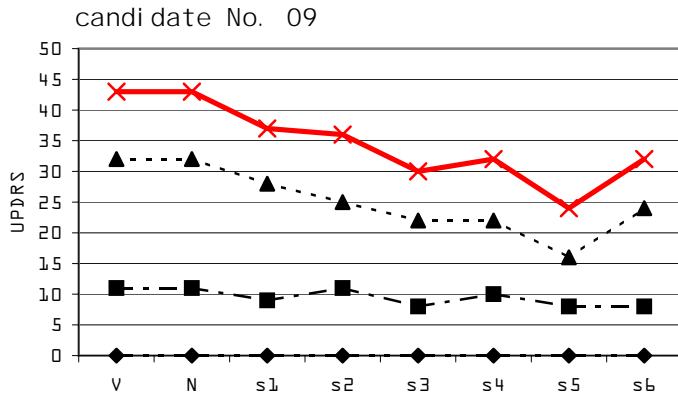
candi date No. 07



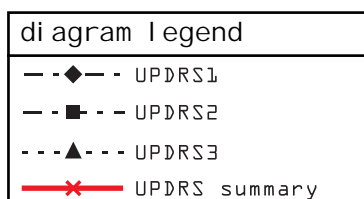
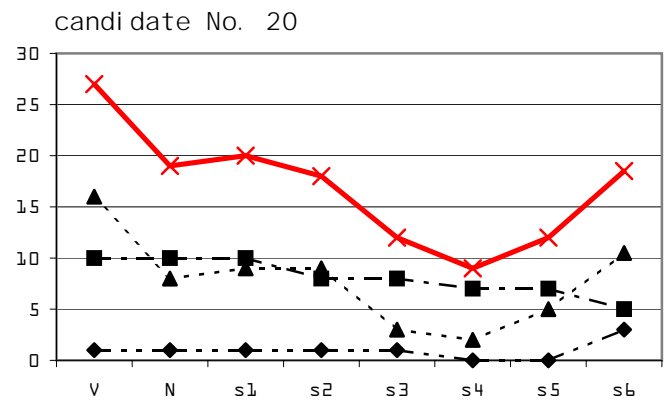
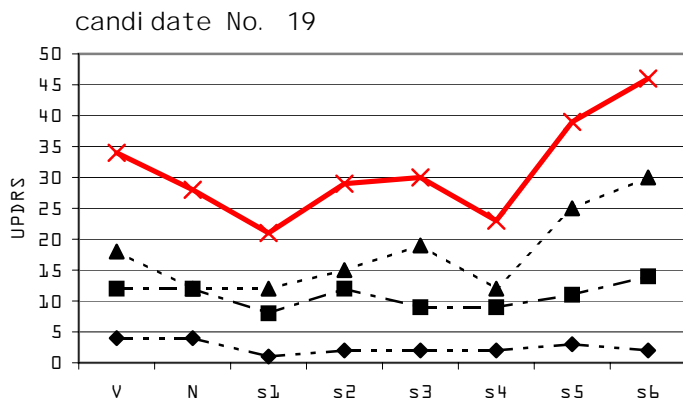
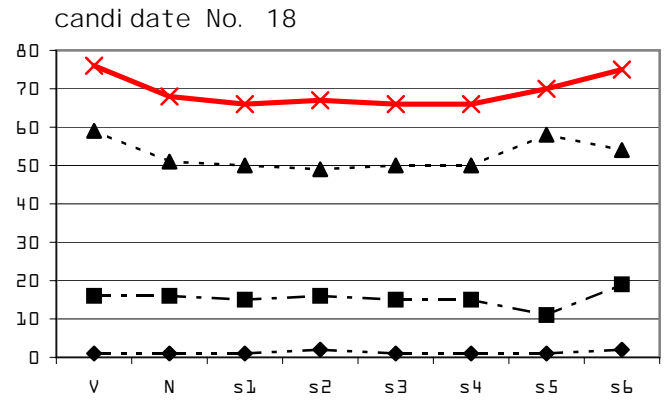
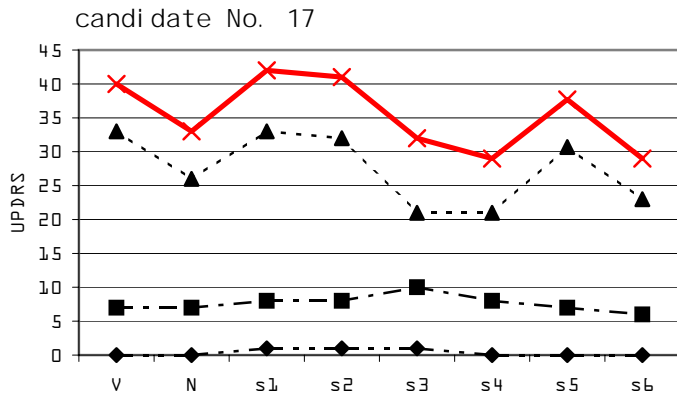
candi date No. 08



Legend see page 8



Legend see page 8



## 6. A summary of Experiences

Since the discovery of the implant acupuncture, we have all in all treated more than 1000 patients with this new method. A number of them was suffering from *Parkinson's disease*, on others we have treated problems with their *joints* (e.g. including *rheumatoid arthritis*). In such cases this new treatment can be used. It is a safe indication.

Other *chronic diseases* can also be treated with implant acupuncture, for example the neurological disease: *motor neuron disease* (e.g. we treated 10 cases and 9 of these seemed **successful**).

We were also possible to treat *high blood pressure* with implant acupuncture. Another indication is to help to *cure alcoholism*. To stop smoking with the help of this method only makes sense if the patient is willing to quit this bad habit. Assistance of Psychiatrists and psychic Therapists should, as with any treatment, be involved on dependency diseases such as *alcoholism* or *smoking*. This is because implant acupuncture will help the human body to overcome the physical dependency on drugs, but can not instantly clear out the patient's „psychical dependency“ to be in the need for any drugs.

### final notes

Please Note that the indications shown here are only some few samples of all the diseases we were able to treat successfully so far.

Also, there should finally be mentioned that yet another clinical study is currently at its final state of scientific and biometrical evaluation. It was executed by Dr. Elemar Teshmar in 2002, evaluated and supervised by the **University of Leipzig**. This study will be the most detailed scientific study on implant acupuncture so far. It is ment to be published in november as of 2003.

Dr. med. Ulrich Werth

Excerpted from:

„*The Discovery of Implant Acupuncture - an Application observation, April 2003*“

written by

Dr. med. Ulrich Werth

Magdeburg

Germany

as of April 2003